


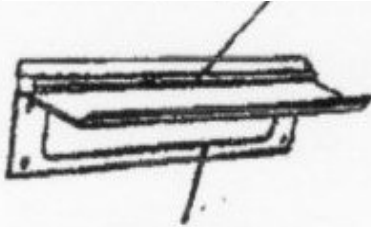
80-0014 Night Key Drop Box

Dimensions and Instructions

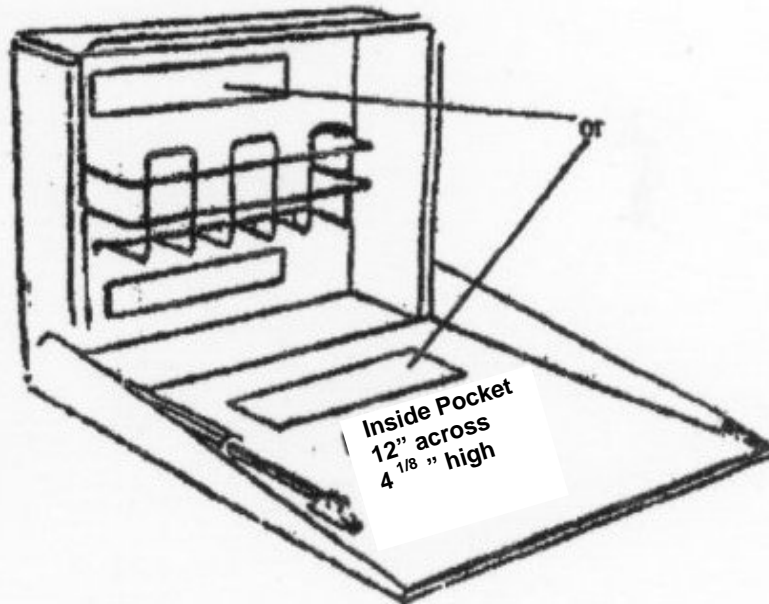


Envelope instruction decal can be placed in a visible location on the inside of the box.

Apply "Drop Keys Here" decal to Key Drop Cover Kit



Key Drop Cover Kit
(May be installed over opening in Key Drop Box or over a separate opening in a service door.) Use screws with countersunk head or double faced tape.



Instructions

1. Mount the Key Drop Box to almost any surface with proper hardware (mounting hardware is not included in the kit).
2. Make sure the cylinder is adjusted so that the lid stays down in the open position.